

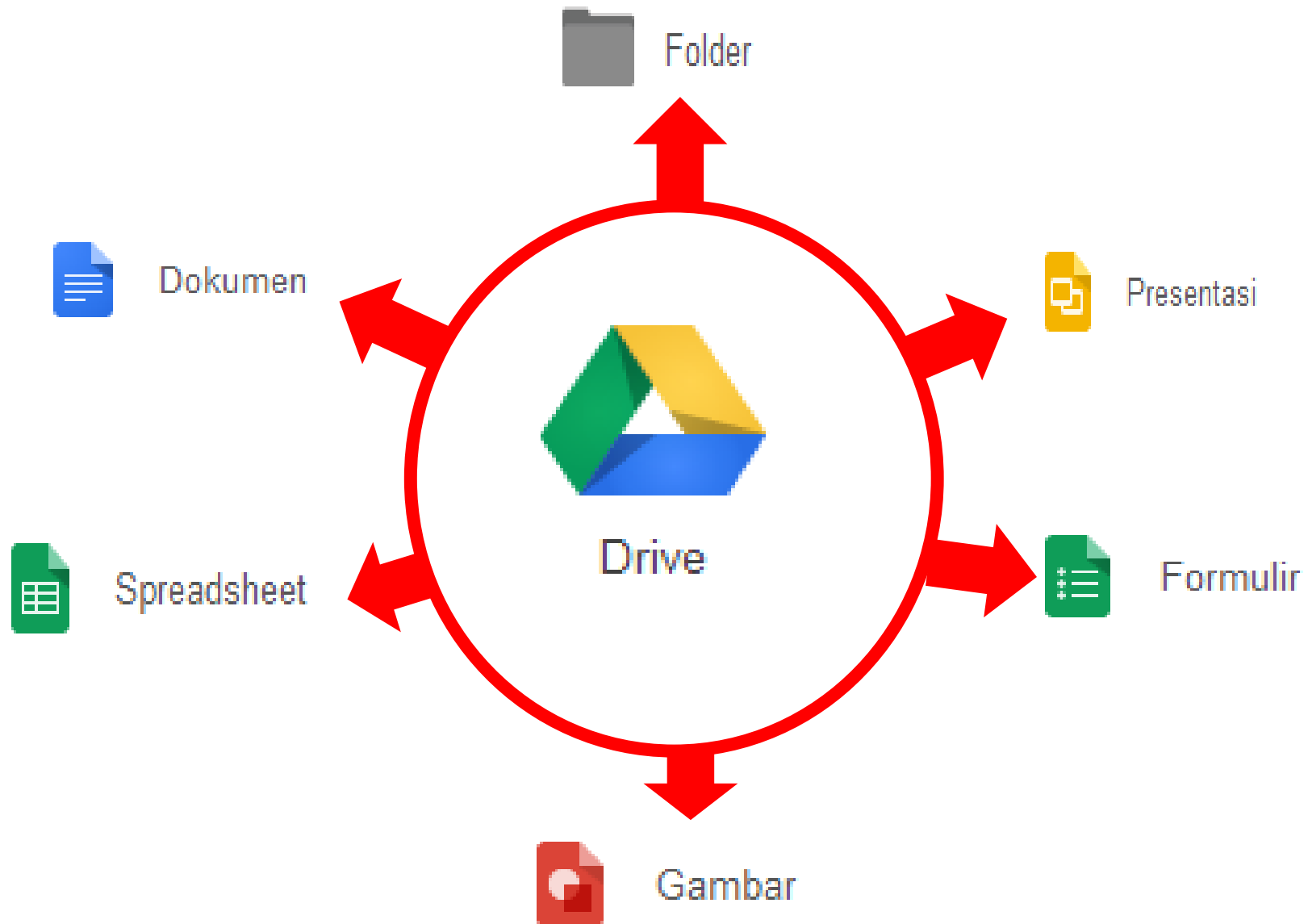
Aplikasi Komputer I

Cloud Google Formulir (Cloud Formulir)

Oleh:
Supatman

Fakultas Teknologi Informasi
Universitas Mercu Buana Yogyakarta
Tahun 2013

Aplikasi Google Drive



Content Google Formulir

- Create
- Share
- Send
- Analisis

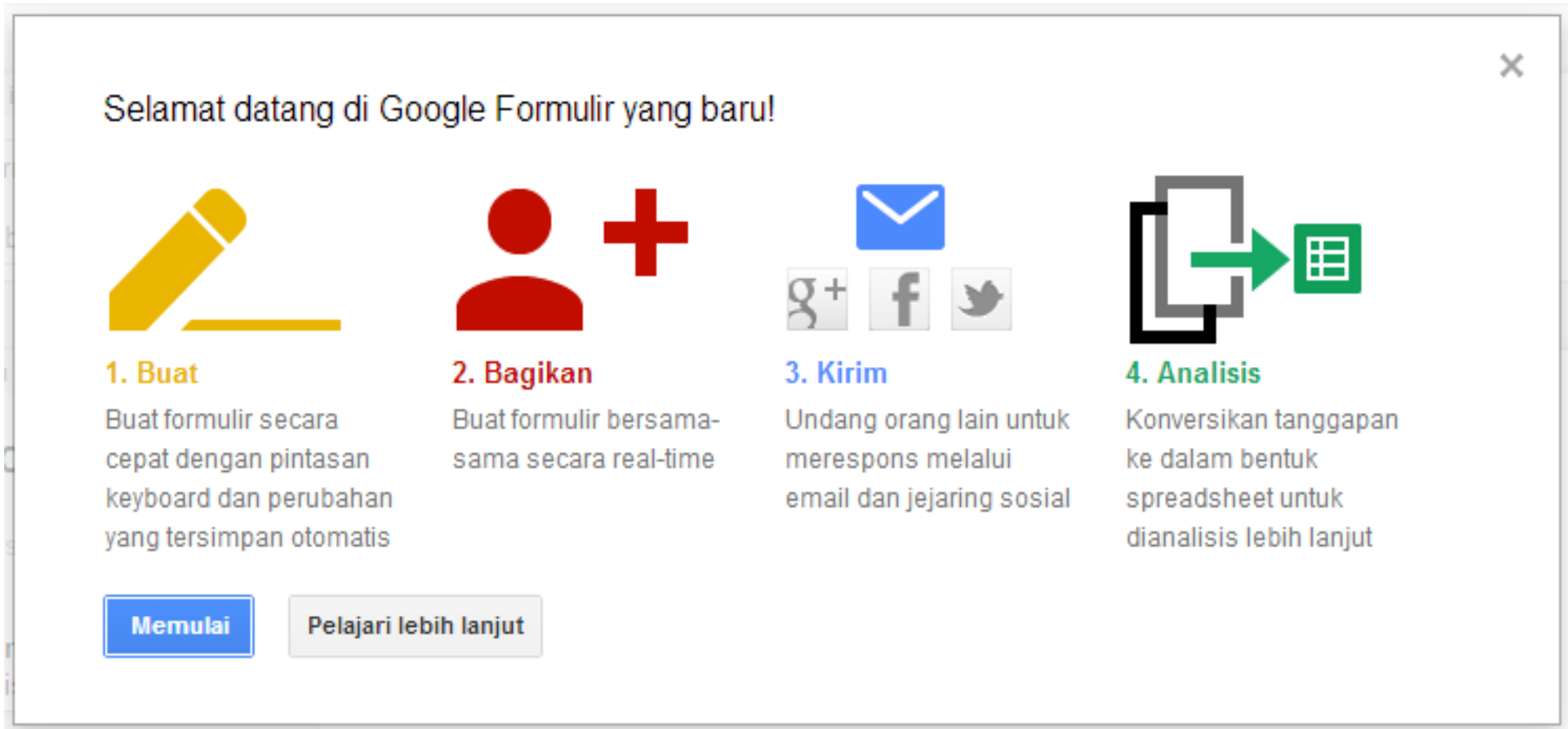
Aplikasi Google Formulir

The image shows a screenshot of the Google Drive interface. At the top, there is a Google search bar. Below it, the 'Drive' section is visible with a '+ ' button. The main area shows a folder named 'Drive Saya > GOOGLE-FORM'. A dropdown menu is open under the 'BUAT' button, listing various file types: Folder, Dokumen, Presentasi, Spreadsheet, Formulir, and Gambar. The 'Formulir' option is highlighted with a red box. In the background, a table lists files with columns for 'JUDUL' and 'PEMILIK'. One file is listed: 'Formulir tanpa judul' owned by 'saya'.

| JUDUL | PEMILIK |
|----------------------|---------|
| Formulir tanpa judul | saya |

Siklus Akuisi Data

Selamat datang di Google Formulir yang baru!



- 1. Buat**
Buat formulir secara cepat dengan pintasan keyboard dan perubahan yang tersimpan otomatis
- 2. Bagikan**
Buat formulir bersama-sama secara real-time
- 3. Kirim**
Undang orang lain untuk merespons melalui email dan jejaring sosial
- 4. Analisis**
Konversikan tanggapan ke dalam bentuk spreadsheet untuk dianalisis lebih lanjut

[Memulai](#) [Pelajari lebih lanjut](#)

Create Formulir

The image shows a screenshot of a web browser displaying the Google Forms editor interface. The browser's address bar shows the URL: https://docs.google.com/forms/d/1MJP_YvVNYLXpO9mrt8aD-TGAF82qfBvoDIHCdvAl1DA/edit. The page title is "Formulir Isian".

The interface includes a top navigation bar with the following elements:

- File Edit Lihat Sisipkan Tanggapan (0) Alat Bantuan Semua perubahan disimpan di Drive
- A blue button labeled "Kirim formulir" in the top right corner.
- A user profile icon labeled "Kelik Supatman" in the top right corner.

The main editing area is titled "Formulir Isian" and contains the following sections:

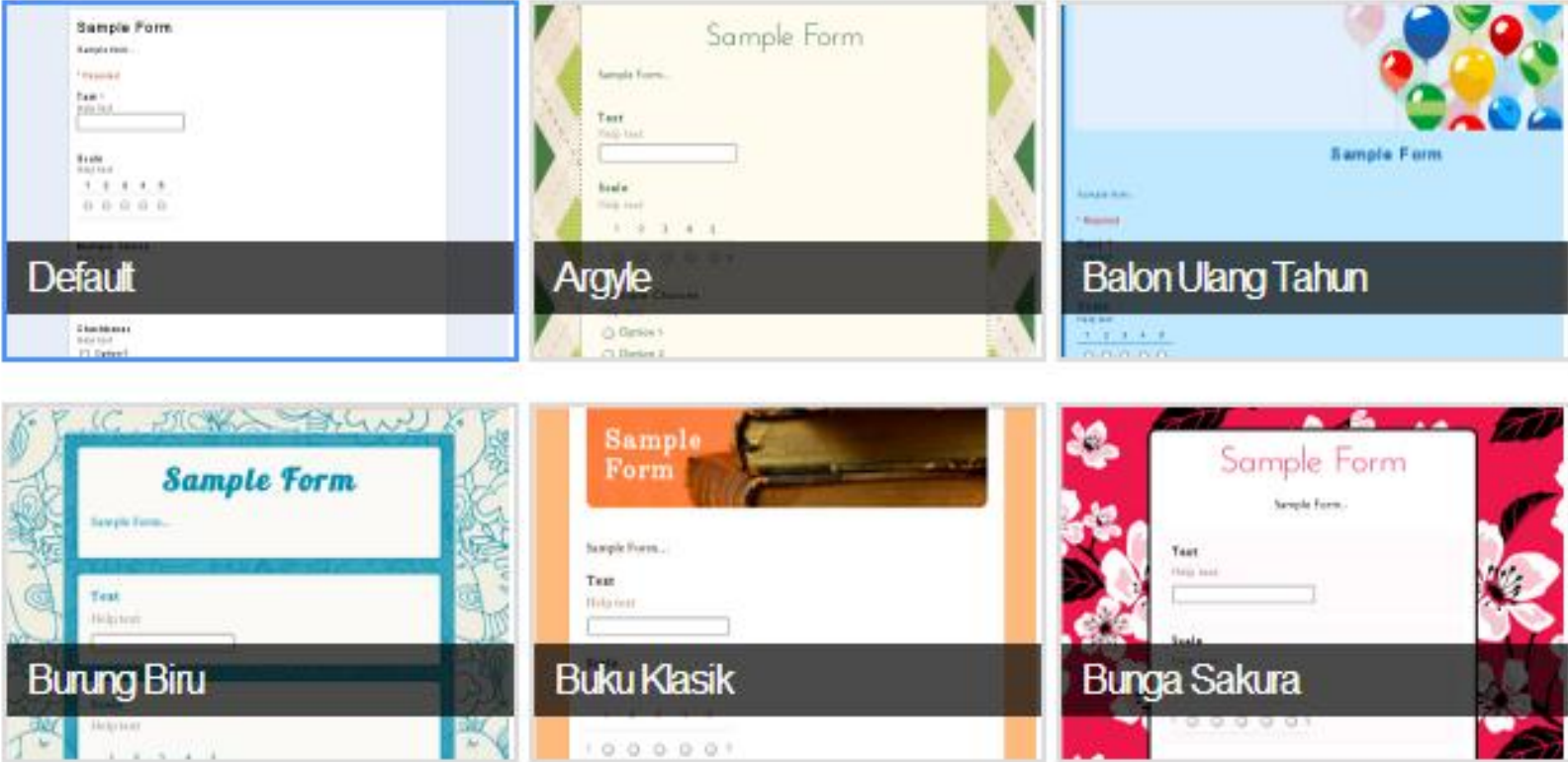
- Setelan Formulir:** A section with a checkbox labeled "Tampilkan bilah kemajuan di bagian bawah halaman formulir".
- Halaman 1 dari 1:** A section containing the form title "Formulir Isian" and a "Deskripsi Formulir" field.
- Form Question Configuration:**
 - Judul Pertanyaan:** A text input field containing "Pertanyaan Tanpa Judul".
 - Teks Bantuan:** An empty text input field.
 - Jenis Pertanyaan:** A dropdown menu set to "Pilihan berganda" and a checkbox labeled "Buka laman berdasarkan jawaban".
 - Options:** Two radio button options: "Opsi 1" and "Klik untuk menambahkan opsi". A link "atau Tambahkan 'Lainnya'" is visible next to the second option.
 - Buttons:** A blue "Selesai" button and a checkbox labeled "Pertanyaan wajib".
- Tambahkan item:** A dropdown menu at the bottom of the configuration area.

The Windows taskbar at the bottom of the screen shows the system tray with the date and time: 23:04, 08/12/2013.

Tema Google Formulir

Pilih tema

Tema: Default



Default

Argyle

Balon Ulang Tahun

Burung Biru

Buku Klasik

Bunga Sakura

Oke

Batal

Tampilkan untuk formulir baru

Database Google Formulir

The screenshot shows a Google Forms spreadsheet interface. The browser tabs include 'Inbox (9) - keliksupatman', 'GOOGLE-FORM - Google', 'Formulir Isian - Google Dr', and 'Formulir tanpa judul (Tan...'. The address bar shows the URL: <https://docs.google.com/spreadsheet/ccc?key=0AoNbAaZue13ZdC16UFBXX2Zaek9BQWhrbElwWjFjSmc#gid=0>. The spreadsheet title is 'Formulir tanpa judul (Tanggapan) ☆'. The menu bar includes 'File', 'Edit', 'Lihat', 'Sisipkan', 'Format', 'Data', 'Alat', 'Formulir', and 'Bantuan'. The status bar indicates 'Terakhir diedit beberapa detik yang lalu'. The toolbar shows various editing tools. The spreadsheet has columns labeled A through K and rows numbered 1 through 27. The first row contains the following data:

| | A | B | C | D | E | F | G | H | I | J | K |
|----|-----------|------------------------|---|---|---|---|---|---|---|---|---|
| 1 | Cap waktu | Pertanyaan Tanpa Judul | | | | | | | | | |
| 2 | | | | | | | | | | | |
| 3 | | | | | | | | | | | |
| 4 | | | | | | | | | | | |
| 5 | | | | | | | | | | | |
| 6 | | | | | | | | | | | |
| 7 | | | | | | | | | | | |
| 8 | | | | | | | | | | | |
| 9 | | | | | | | | | | | |
| 10 | | | | | | | | | | | |
| 11 | | | | | | | | | | | |
| 12 | | | | | | | | | | | |
| 13 | | | | | | | | | | | |
| 14 | | | | | | | | | | | |
| 15 | | | | | | | | | | | |
| 16 | | | | | | | | | | | |
| 17 | | | | | | | | | | | |
| 18 | | | | | | | | | | | |
| 19 | | | | | | | | | | | |
| 20 | | | | | | | | | | | |
| 21 | | | | | | | | | | | |
| 22 | | | | | | | | | | | |
| 23 | | | | | | | | | | | |
| 24 | | | | | | | | | | | |
| 25 | | | | | | | | | | | |
| 26 | | | | | | | | | | | |
| 27 | | | | | | | | | | | |

The bottom of the interface shows a 'Respons Formulir' dropdown menu and a Windows taskbar with the time 23:06 on 08/12/2013.

Blok Google Formulir

The screenshot shows a web browser window with three tabs: 'Inbox (9) - keliksupatman...', 'GOOGLE-FORM - Google', and 'Formulir Isian - Google Dr...'. The address bar displays the URL: https://docs.google.com/forms/d/1MJP_YvVNYLXpO9mrt8aD-TGAF82qfBvoDIHCdvAl1DA/edit. The page title is 'Formulir Isian' with a star icon. The menu bar includes 'File', 'Edit', 'Lihat', 'Sisipkan', 'Tanggapan (0)', 'Alat', 'Bantuan', and 'Semua perubahan disimpan di Drive'. A blue button labeled 'Kirim formulir' is visible in the top right corner. Below the menu, there are navigation options: 'Tema', 'Lihat tanggapan', 'Tidak menerima tanggapan', and 'Lihat bentuk jadi'. A dropdown menu 'Setelan Formulir' is open, showing a checkbox 'Tampilkan bilah kemajuan di bagian bawah halaman formulir' which is unchecked. A red rounded rectangle highlights a message box that reads: 'Formulir ini telah dinonaktifkan. Formulir "Formulir Isian" tidak lagi menerima tanggapan. Coba hubungi pemilik formulir jika menurut Anda hal ini adalah kesalahan.' Below this, the form editor interface is visible, showing 'Halaman 1 dari 1' and the title 'Formulir Isian'. The 'Deskripsi Formulir' section contains a 'Judul Pertanyaan' field with the text 'Pertanyaan Tanpa Judul', a 'Teks Bantuan' field, and a 'Jenis Pertanyaan' dropdown set to 'Pilihan berganda'. There is also a checkbox 'Buka laman berdasarkan jawaban' which is unchecked. Below the dropdown, there are two radio button options: 'Opsi 1' and 'Klik untuk menambahkan opsi', with a link 'atau Tambahkan "Lainnya"' next to the second option. The Windows taskbar at the bottom shows various application icons and the system clock displaying '23:07' and '08/12/2013'.

Create Pertanyaan

The screenshot shows the Google Forms editor interface. At the top, there are several browser tabs: 'Dibagikan dengan saya', 'Inbox (9) - keliksupatman', 'GOOGLE-FORM - Google', 'Formulir Isian - Google Dr', 'Formulir Isian', and 'Formulir tanpa judul (Tan...'. The address bar shows the URL: https://docs.google.com/forms/d/1MJP_YvVNYLXpO9mrt8aD-TGAF82qfBvoDIHCdvAl1DA/edit. The form title is 'Formulir Isian' and the user is 'Kelik Supatman'. The menu bar includes 'File', 'Edit', 'Lihat', 'Sisipkan', 'Tanggapan (3)', 'Alat', and 'Bantuan'. A 'Kirim formulir' button is visible in the top right. The main editing area shows a question titled 'Formulir Isian' with the following details:

- Judul Pertanyaan:** Nomor Induk KTP
- Teks Bantuan:** Tulislah Nomor Induk KTP Saudara
- Jenis Pertanyaan:** Teks
- Jawaban mereka:** (Empty text box)
- Validasi data:** Pertanyaan wajib
- Nama*:** Tuliskan Nama Saudara (Empty text box)
- Usia:** (Empty text box)

The Windows taskbar at the bottom shows various application icons and the system clock displaying 0:37 on 09/12/2013.

Format Pertanyaan

The image shows a web-based interface for configuring a question. On the left is a sidebar with labels: 'Judul Pertanyaan', 'Teks Bantuan', 'Jenis Pertanyaan', 'Jawaban mereka' (highlighted with a dashed border), 'Validasi data', a blue 'Selesai' button, and a 'Tambahkan item' dropdown. The main area contains a text input field with 'Pertanyaan Tanpa Judul', an empty text area, and a dropdown menu for 'Jenis Pertanyaan' with options: 'Teks', 'Teks paragraf', 'Pilihan berganda', 'Kotak centang', 'Pilih dari daftar', 'Skala', 'Kotak', 'Tanggal', and 'Waktu'. In the top right corner, there are icons for edit, copy, and delete.

Judul Pertanyaan:

Teks Bantuan:

Jenis Pertanyaan:

- Teks
- Teks paragraf
- Pilihan berganda
- Kotak centang
- Pilih dari daftar
- Skala
- Kotak
- Tanggal
- Waktu

Jawaban mereka

Validasi data

Selesai

Tambahkan item

Format Teks

☰

Judul Pertanyaan




Teks Bantuan

Jenis Pertanyaan

Jawaban mereka

► Validasi data

Pertanyaan wajib

Format Paragraph

⋮

Judul Pertanyaan



Teks Bantuan

Jenis Pertanyaan

Jawaban panjang mereka

▶ Validasi data

Pertanyaan wajib

Format Pilihan Ganda

.....




Judul Pertanyaan

Teks Bantuan

Jenis Pertanyaan **Pilihan berganda** Buka laman berdasarkan jawaban

atau [Tambahkan "Lainnya"](#)

Pertanyaan wajib

Format Centang

⋮ ✎ 📄 🗑️

Judul Pertanyaan

Teks Bantuan

Jenis Pertanyaan Kotak centang ▾

atau [Tambahkan "Lainnya"](#)

▶ Validasi data

Selesai Pertanyaan wajib

Format List

Judul Pertanyaan

Teks Bantuan

Jenis Pertanyaan Buka laman berdasarkan jawaban

-
-

Pertanyaan wajib

Icons: Edit, Copy, Delete

Format Skala

.....

Judul Pertanyaan

Teks Bantuan

Jenis Pertanyaan **Skala** ▾




Skala ▾ hingga ▾

1:

5:




Pertanyaan wajib

▾

Format Kotak

⋮

Judul Pertanyaan

Teks Bantuan

Jenis Pertanyaan

Label baris 1

Label baris 2

Label kolom 1

Label kolom 2

Pertanyaan wajib

Format Tanggal

Judul Pertanyaan

Teks Bantuan

Jenis Pertanyaan

Sertakan tahun

Sertakan waktu

Pertanyaan wajib

Format Waktu

Judul Pertanyaan

Teks Bantuan

Jenis Pertanyaan

Durasi

.




Pertanyaan wajib

Distribusi Pertanyaan

The image shows a web browser window with several tabs open, including 'Dibagikan dengan say', 'Inbox (9) - keliksupatn', 'GOOGLE-FORM - Go', 'Formulir Isian - Googl', and 'Formulir Isian - Googl'. The address bar displays the URL: https://docs.google.com/forms/d/1MJp_YvVNYLXpO9mrt8aD-TGAF82qfBvoDIHCdvAI1DA/edit.

The main content area shows the 'Formulir Isian' interface. The top navigation bar includes 'File', 'Edit', 'Lihat', 'Sisipkan', 'Tanggapan (3)', 'Alat', and 'Bantuan'. Below this, there are options for 'Tambahkan kolaborator...', 'Kirim formulir...', 'Baru', 'Buka...', 'Ganti nama...', 'Buat salinan...', 'Pindahkan ke folder...', 'Unduh sebagai', 'Sematkan...', and 'Kirim email ke kolaborator...'. A 'Cetak' button is also visible.

The 'Kirim formulir' dialog box is open, showing the following options:

- Tautan untuk dibagikan: https://docs.google.com/forms/d/1MJp_YvVNYLXpO9mrt8aD-TGAF82qfBvoDIHCdvAI1DA/edit (with a 'Sematkan' button)
- Bagikan tautan melalui:   
- Kirim formulir lewat email:

At the bottom of the dialog box, there is a link: 'Ingin mengundang editor lain ke formulir ini? [Tambahkan kolaborator.](#)' and a blue 'Selesai' button.

Bentuk Formulir

The image shows a web browser window displaying a Google Forms page. The browser's address bar shows the URL: https://docs.google.com/forms/d/1MJP_YVWNYLXpO9mrt8aD-TGAF82qfBvoDIHCdvAl1DA/viewform. The page title is "Formulir Isian".


The form content includes the following sections:

- Formulir Isian**
 - * Wajib**
 - Nomor Induk KTP ***
Tuliskan Nomor Induk KTP Saudara
 - Nama ***
Tuliskan Nama Saudara
 - Usia**
Tuliskan Usia Saudara
 - Bagaimana kesan saudara tentang Candi Prambanan ***
Pilihlah satu jawaban
 - Sangat Suka
 - Suka
 - Cukup
 - Tidak Suka
 - Sangat Tidak Suka
 - Bagaimana kesan saudara tentang Candi Boko ***
Pilih salah satu jawaban
 - Sangat Suka
 - Suka
 - Cukup
 - Tidak Suka
 - Sangat Tidak Suka
 - Bagaimana kesan saudara tentang Candi Borobudur**
Pilihlah satu jawaban

An "Edit formulir ini" button is visible in the top right corner of the form area. The Windows taskbar at the bottom shows the system time as 0:35 on 09/12/2013.

File data Google Formulir

Drive Saya

| <input type="checkbox"/> | | JUDUL | PEMILIK  |
|--------------------------|---|------------------------------------|---|
| <input type="checkbox"/> | ☆ | 📁 GOOGLE-FORM | saya |
| <input type="checkbox"/> | ☆ | 📁 MATAKULIAH | saya |
| <input type="checkbox"/> | ☆ | 📁 PRESENTASI-MK | saya |
| <input type="checkbox"/> | ☆ | 📁 UPLOADS | saya |
| <input type="checkbox"/> | ☆ | 📄 Dokumen tanpa judul | saya |
| <input type="checkbox"/> | ☆ | 📄 Dokumen_Supatman | saya |
| <input type="checkbox"/> | ☆ | 📄 Formulir tanpa judul (Tanggapan) | saya |
| <input type="checkbox"/> | ☆ | 📄 pratikum-cal | saya |

Email Receive Respoden

Kotak Masuk - adhisatrija x

← → ↻ <https://mail.google.com/mail/u/0/?shva=1#inbox>

Google 🔍 +Adhi 📧 🔔 + Google

Gmail ↕ Lainnya ▾ ⚙️

TULIS ▾ Penting dan belum dibaca

Yak! Anda sudah membaca semua pesan penting di kotak masuk.

▾ Lainnya 1-1 dari 1

☆ 📧 keliksupatman Formulir Isian - Jika Anda punya masalah ketika melihat atau memasukkan formulir ini, Anda dapat mengisinya <https://> 00.16

0 GB (0%) dari kuota 15 GB telah digunakan [Kelola](#) ©2013 Google - [Persyaratan & Privasi](#) Aktivitas akun terakhir: 55 menit yang lalu [Detail](#)

Lingkaran

Selengkapnya ▾

Google 📺

Telusuri, ngobrol, atau

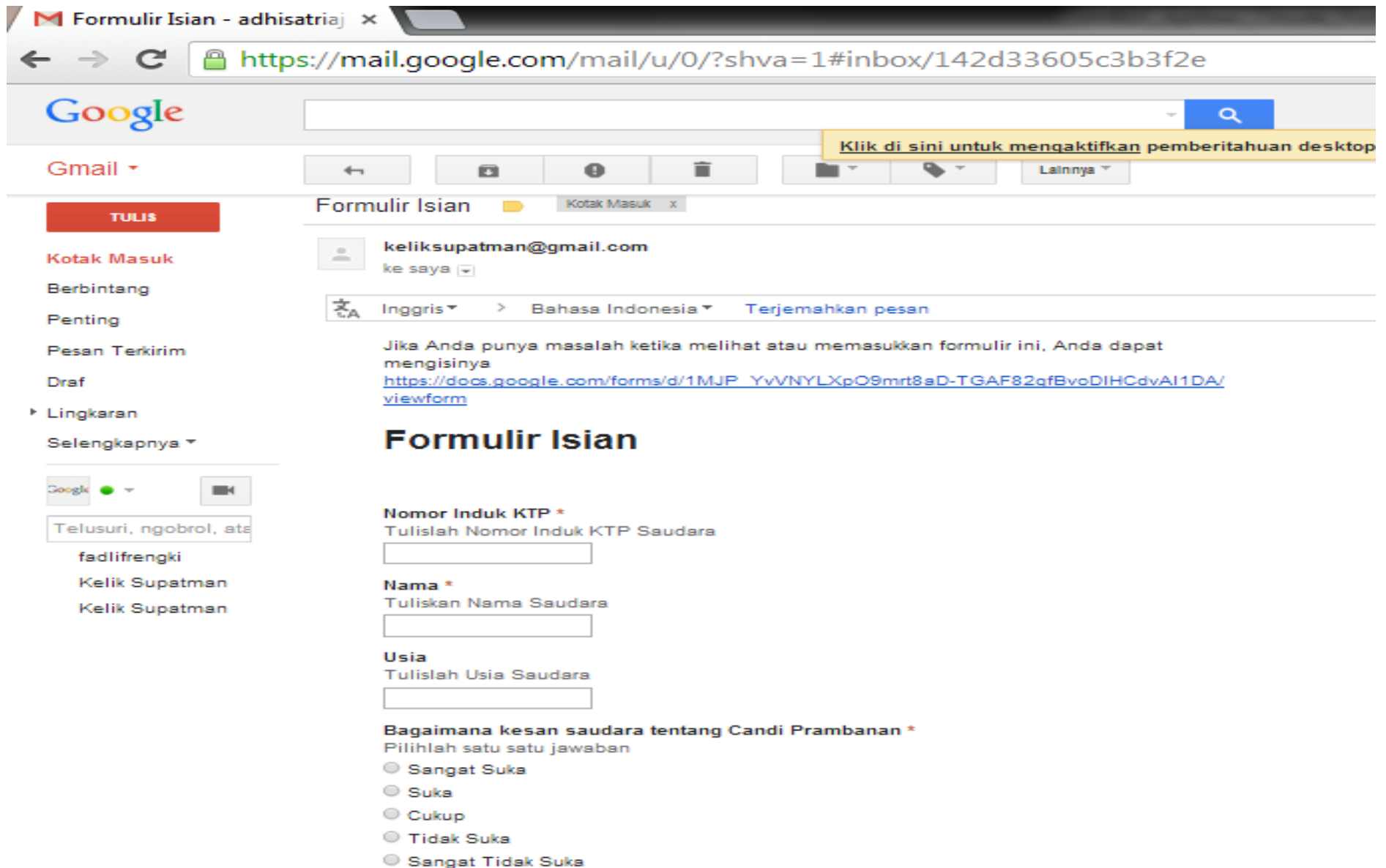
fadlifrengki

Kelik Supatman

Kelik Supatman

Windows taskbar: 1:17 09/12/2013

Formulir pada email



The screenshot shows a Gmail interface in a browser window. The address bar displays the URL: <https://mail.google.com/mail/u/0/?shva=1#inbox/142d33605c3b3f2e>. The page title is "Formulir Isian - adhisatriaj". The Gmail header includes the Google logo, a search bar, and navigation icons. A yellow tooltip says "Klik di sini untuk mengaktifkan pemberitahuan desktop". The left sidebar shows the "TULIS" button and a list of folders: "Kotak Masuk", "Berbintang", "Penting", "Pesan Terkirim", "Draf", "Lingkaran", and "Selengkapnya". The main content area shows an email from "keliksupatman@gmail.com" with the subject "Formulir Isian". The email body contains a message in Indonesian: "Jika Anda punya masalah ketika melihat atau memasukkan formulir ini, Anda dapat mengisinya" followed by a link to a Google Form: https://docs.google.com/forms/d/1MJF_YvVNYLXpO9mrt8aD-TGAF82qfBvoDIHCdvAI1DA/viewform. Below the message is the title "Formulir Isian" and a series of form fields: "Nomor Induk KTP *", "Nama *", "Usia", and a radio button question "Bagaimana kesan saudara tentang Candi Prambanan *".

Formulir Isian

Nomor Induk KTP *
Tuliskan Nomor Induk KTP Saudara

Nama *
Tuliskan Nama Saudara

Usia
Tuliskan Usia Saudara

Bagaimana kesan saudara tentang Candi Prambanan *
Pilihlah satu satu jawaban

- Sangat Suka
- Suka
- Cukup
- Tidak Suka
- Sangat Tidak Suka

Terima Kasih